

CONNECTICUT ENERGY PRICE REPORT

Denotes falling prices compared to year earlier

Denotes flat prices compared to year earlier

Denotes rising prices compared to year earlier



CONNECTICUT RETAIL HEATING OIL	
\$/GAL	
LATEST	2/6/2017 2.545
WEEK AGO	1/30/2017 2.537
MONTH AGO	1/9/2017 2.553
YEAR AGO	2/8/2016 1.962
SRC: DEEP	



CRUDE OIL WTI SPOT PRICE	
\$/BBL	
LATEST	2/8/2017 52.37
WEEK AGO	2/1/2017 53.90
MONTH AGO	1/8/2017 52.63
YEAR AGO	2/8/2016 29.71
SRC: OIL DAILY	



CT RETAIL GASOLINE UNLEADED REGULAR	
\$/GAL	
LATEST	2/8/2017 2.419
WEEK AGO	2/1/2017 2.440
MONTH AGO	1/8/2017 2.489
YEAR AGO	2/8/2016 1.944
SRC: AAA	



CONNECTICUT RETAIL RESIDENTIAL PROPANE	
\$/GAL	
LATEST	2/6/2017 3.049
WEEK AGO	1/30/2017 3.013
MONTH AGO	1/9/2017 2.887
YEAR AGO	2/8/2016 2.490
SRC: EIA	



CT RESIDENTIAL NATURAL GAS	
\$/MCF	
LATEST	Nov-2016 13.28
YEAR AGO	Nov-2015 12.53
2 YEARS AGO	Nov-2014 12.65
3 YEARS AGO	Nov-2013 13.31
SRC: EIA	



CT RESIDENTIAL ELECTRICITY	
CENTS/KWH *	
LATEST	Nov-2016 19.66
YEAR AGO	Nov-2015 20.04
2 YEARS AGO	Nov-2014 20.02
3 YEARS AGO	Nov-2013 18.18
SRC: EIA	



CT COMMERCIAL ELECTRICITY	
CENTS/KWH *	
LATEST	Nov-2016 16.45
YEAR AGO	Nov-2015 15.27
2 YEARS AGO	Nov-2014 15.18
3 YEARS AGO	Nov-2013 14.73
SRC: EIA	

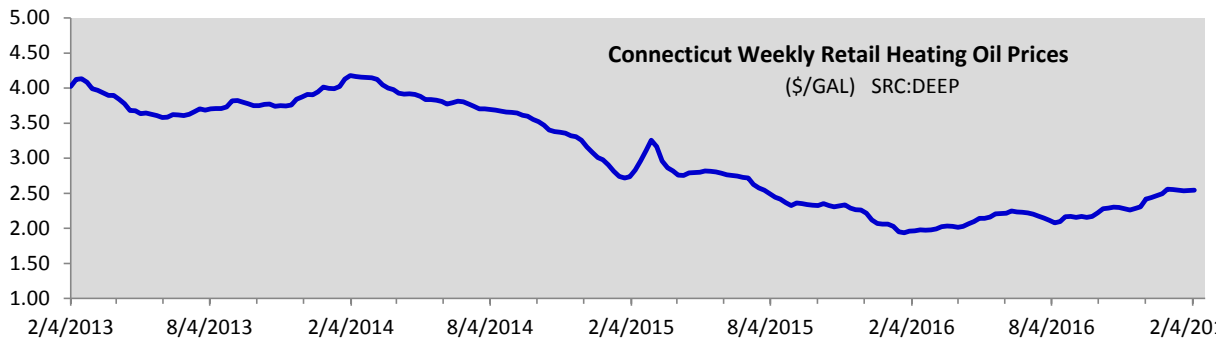
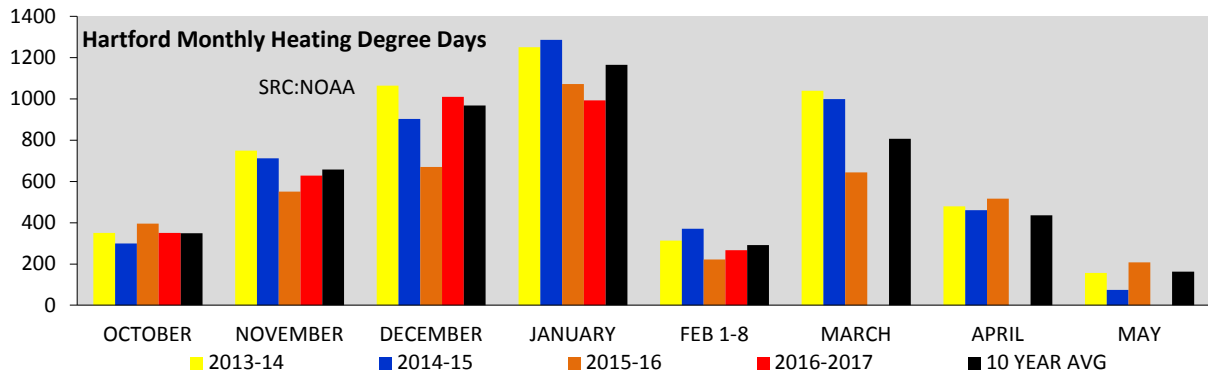


CT INDUSTRIAL ELECTRICITY	
CENTS/KWH *	
LATEST	Nov-2016 12.82
YEAR AGO	Nov-2015 12.97
2 YEARS AGO	Nov-2014 12.40
3 YEARS AGO	Nov-2013 12.81
SRC: EIA	

* Total Cost/Kwh including generation and transmission components

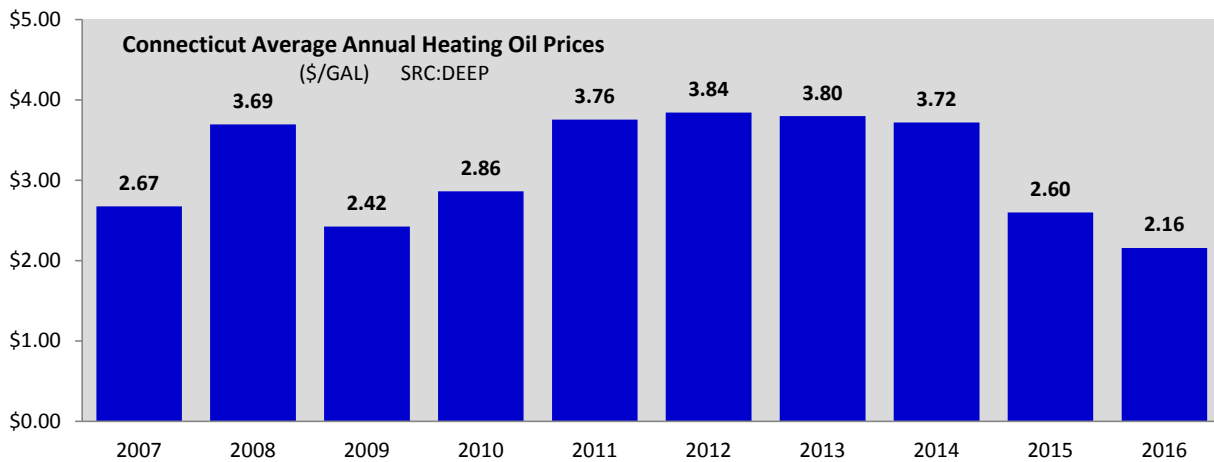
PRICE COMPARISONS of HEATING FUELS IN \$ PER HEATING OIL GALLON EQUIVALENTS (HOGES)

	CT RES NAT GAS \$/GAL HOGES	CT HEATING OIL \$/GAL HOGES	CT RES PROPANE \$/GAL HOGES
Oct'15 - Nov'15	1.819	2.309	3.813
Oct'16 - Nov'16	1.925	2.280	4.119

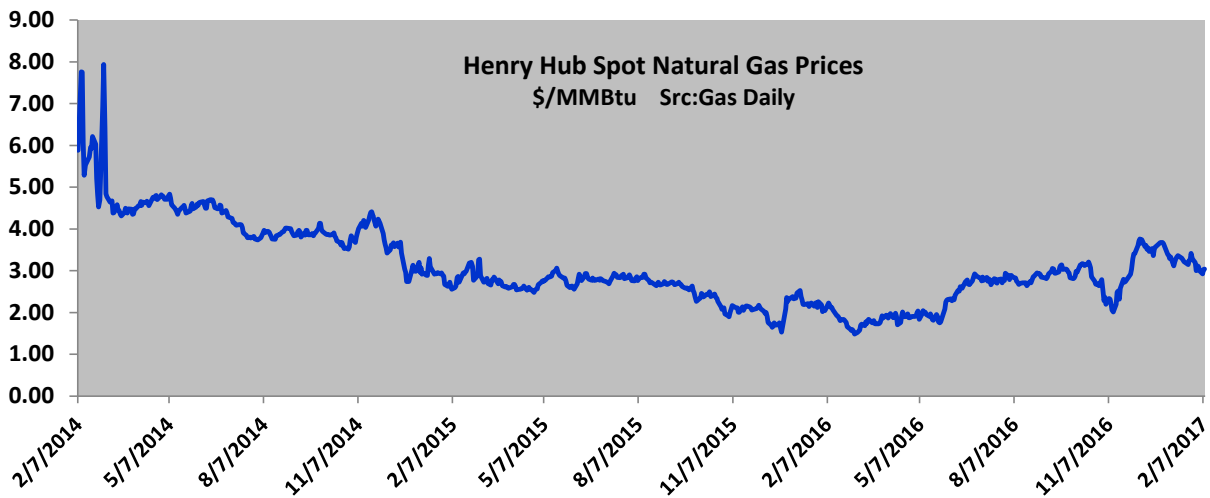
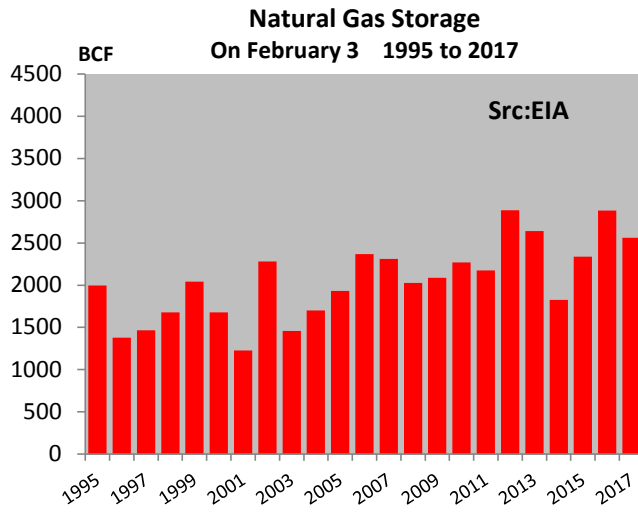
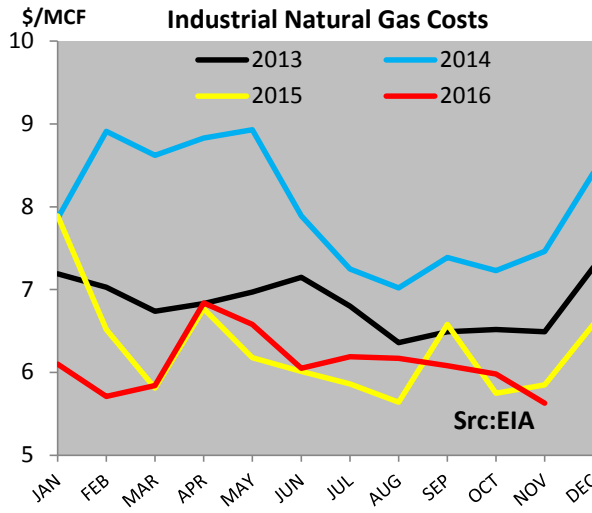
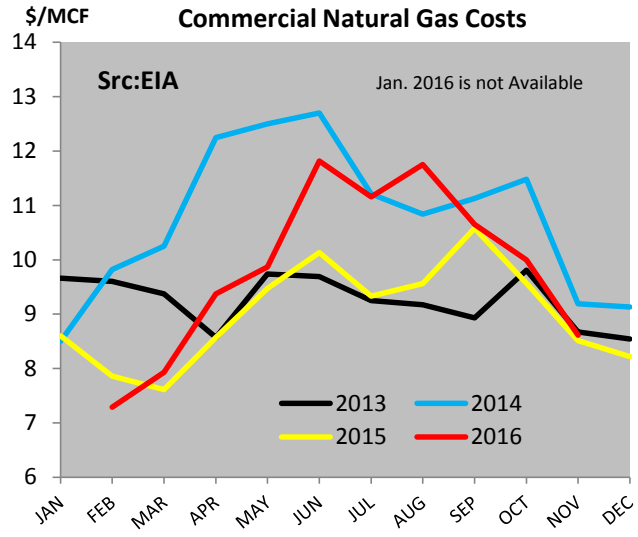
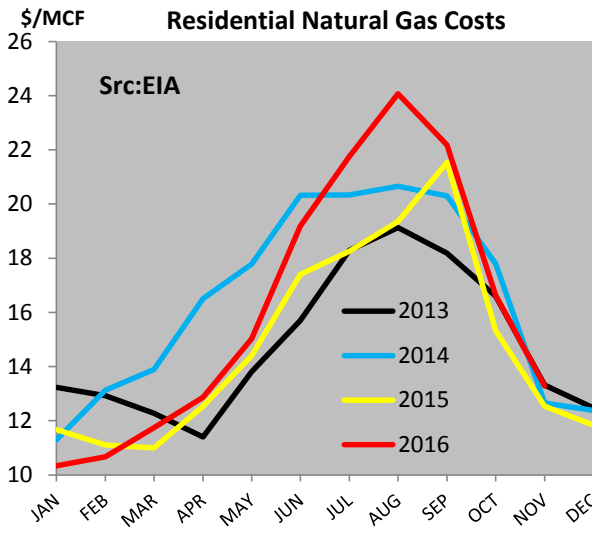


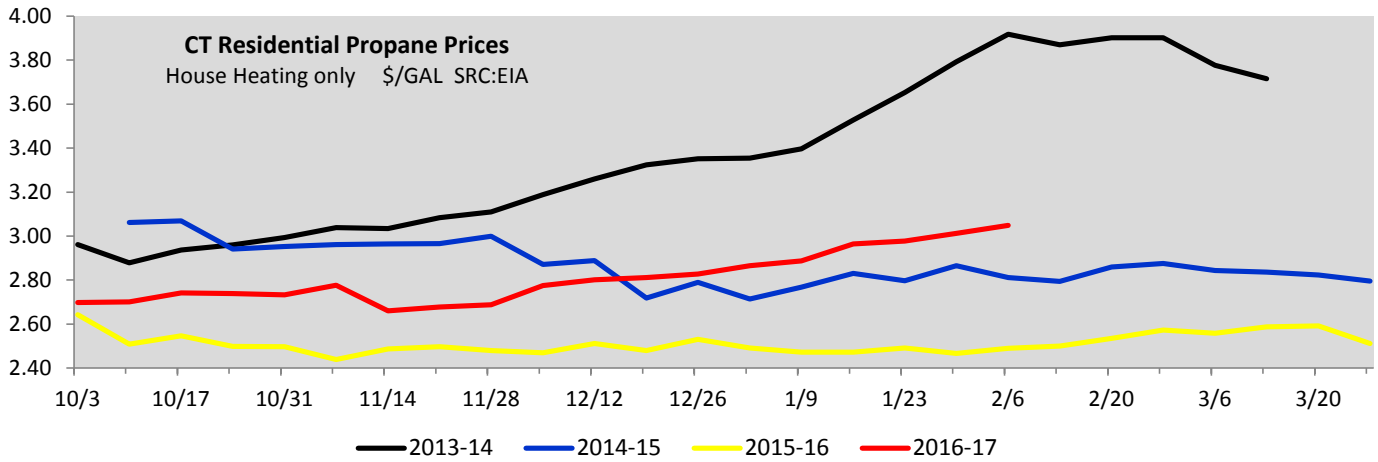
Retail Heating Oil Prices	
\$/Gal Src:DEEP	
2/8/2016	\$1.962
1/30/2017	\$2.537
2/6/2017	\$2.545
% Change Year Ago	29.7%
% Change Week Ago	0.3%

Spot Heating Oil Prices	
\$/Gal Src:Oil Daily	
2/8/2016	\$0.963
2/1/2017	\$1.568
2/8/2017	\$1.547
% Change Year Ago	60.7%
% Change Week Ago	-1.4%



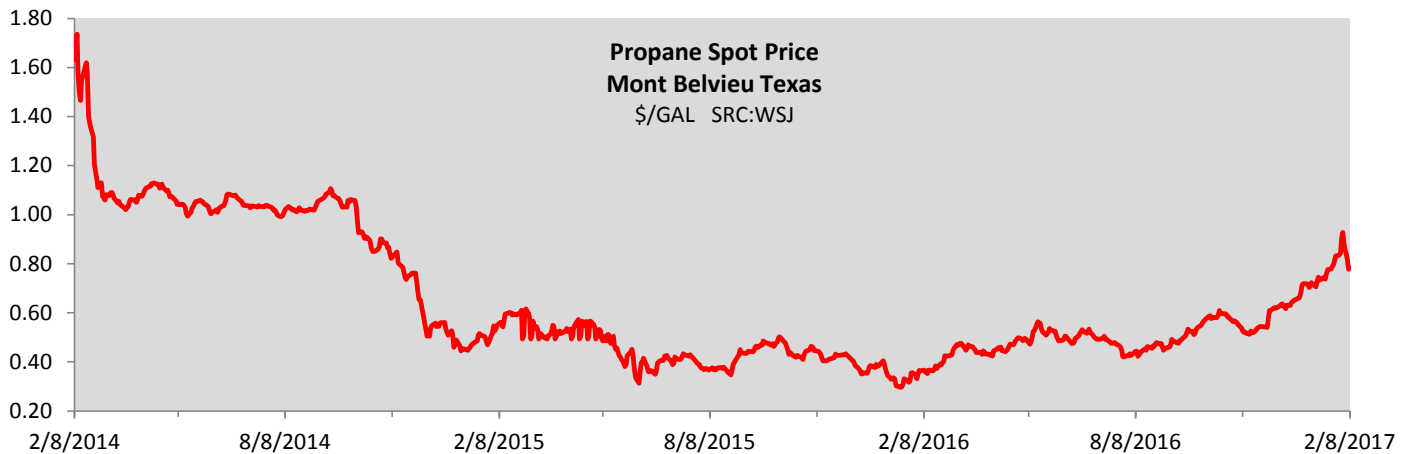
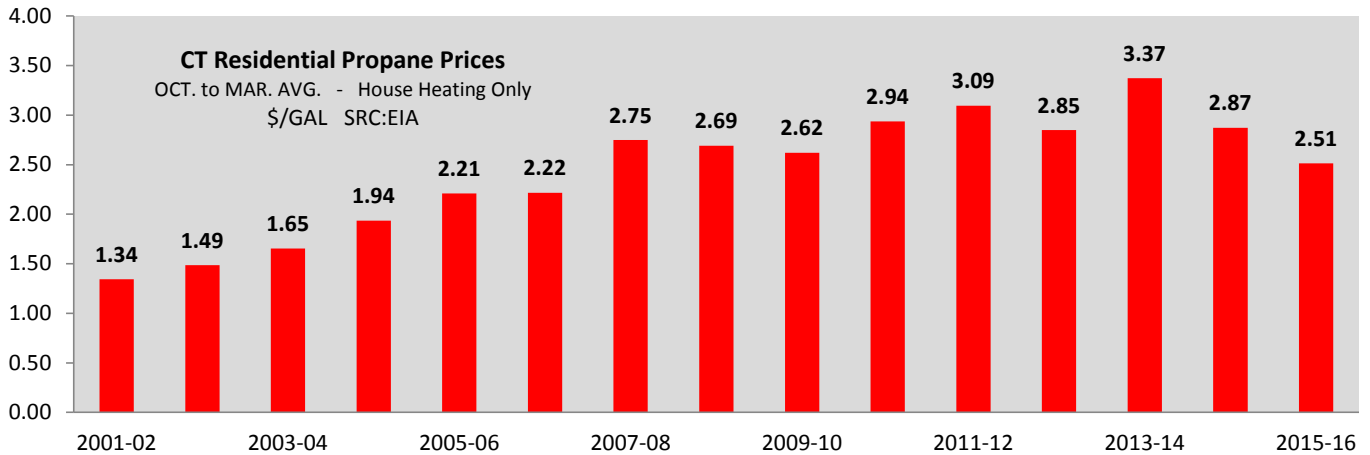
Connecticut Natural Gas

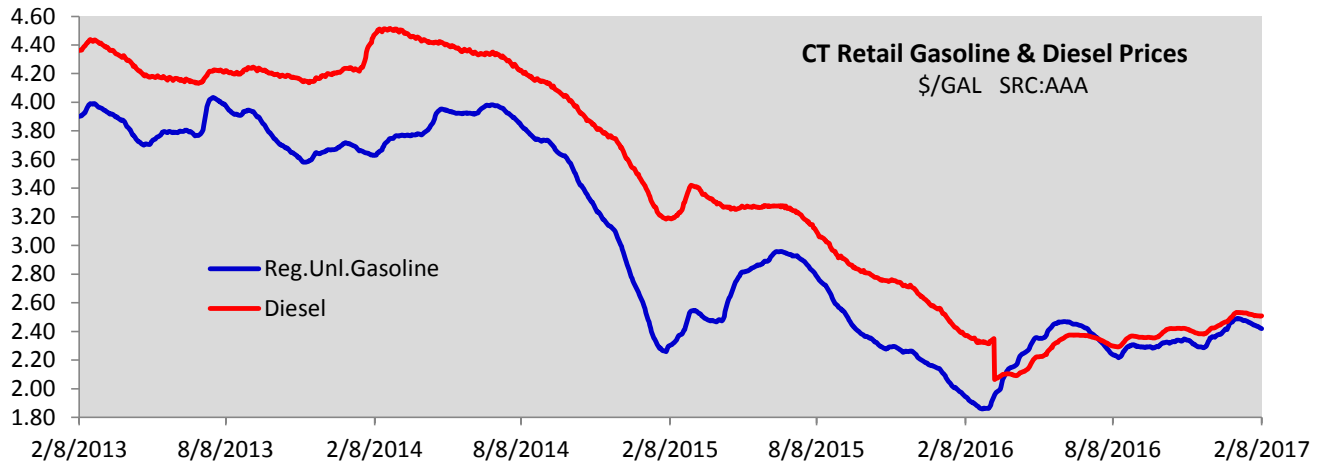




Retail Propane Heating Prices	
\$/Gal Src:Eia	
2/8/2016	\$2.490
1/30/2017	\$3.013
2/6/2017	\$3.049
% Change Year Ago	22.4%
% Change Week Ago	1.2%

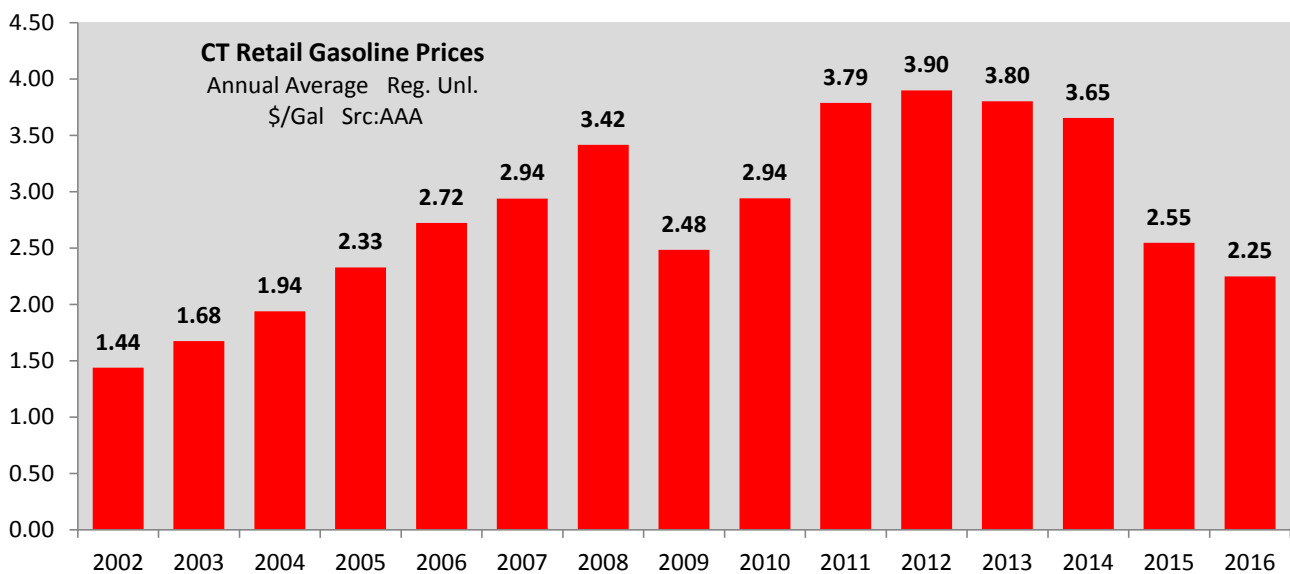
Spot Propane Prices	
\$/Gal Src:WSJ	
2/8/2016	\$0.366
2/1/2017	\$0.899
2/8/2017	\$0.783
% Change Year Ago	113.7%
% Change Week Ago	-12.9%

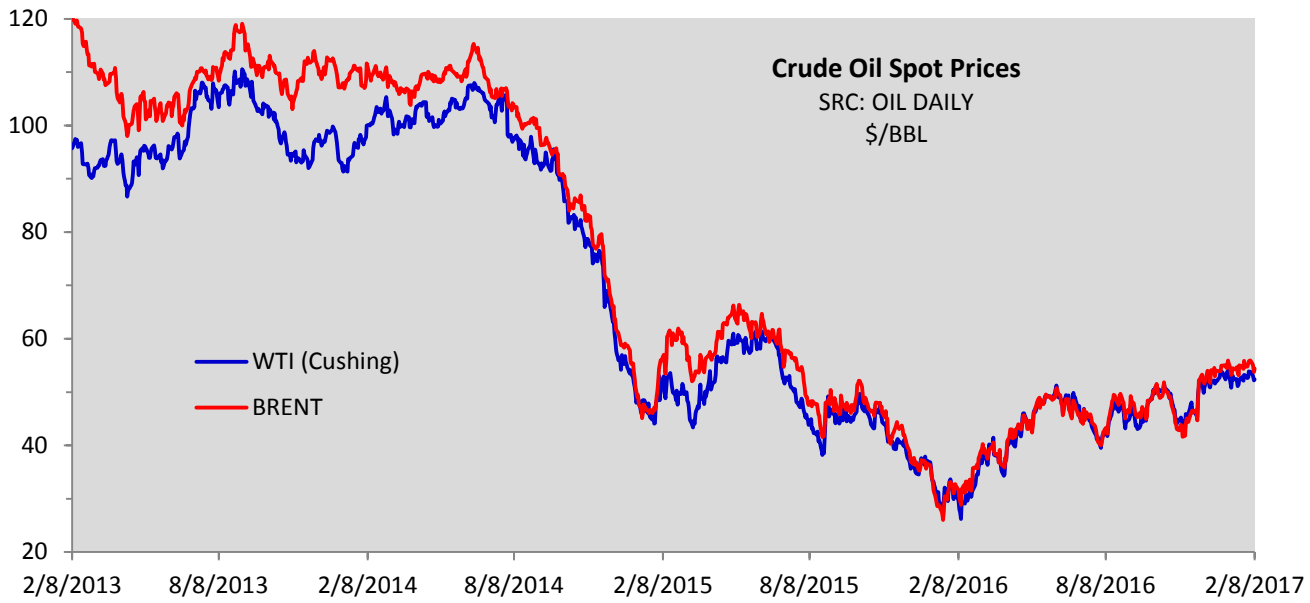




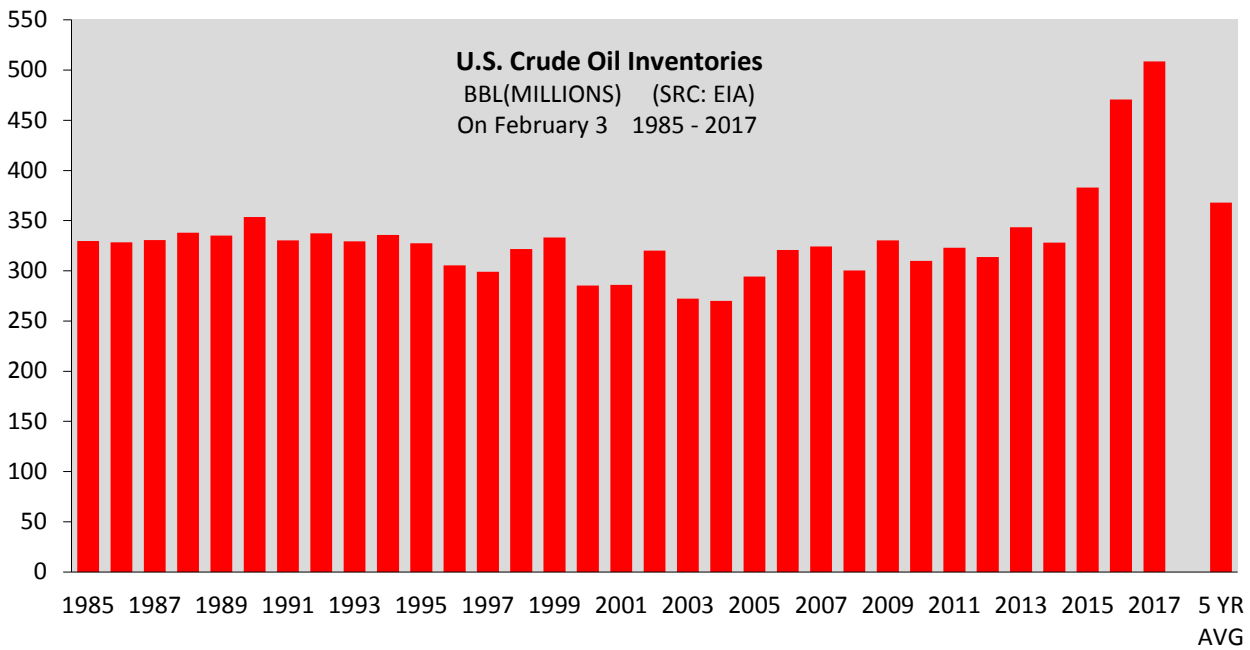
SRC:AAA \$/GAL	Connecticut Retail Regular Unleaded				
	Bridgeport	Hartford	New Haven-Meriden	New London-Norwich	Statewide
2/8/2016	2.068	1.904	1.922	1.925	1.944
2/1/2017	2.528	2.412	2.422	2.379	2.440
2/8/2017	2.507	2.393	2.401	2.364	2.419
% Change Week Ago	-0.8%	-0.8%	-0.9%	-0.6%	-0.9%
% Change Year Ago	21.2%	25.7%	24.9%	22.8%	24.4%

SRC:AAA \$/GAL	Connecticut Retail Diesel				
	Bridgeport	Hartford	New Haven-Meriden	New London-Norwich	Statewide
2/8/2016	2.435	2.347	2.372	2.366	2.370
2/1/2017	2.766	2.682	2.701	2.632	2.705
2/8/2017	2.755	2.673	2.707	2.637	2.698
% Change Week Ago	-0.4%	-0.3%	0.2%	0.2%	-0.3%
% Change Year Ago	13.1%	13.9%	14.1%	11.5%	13.8%

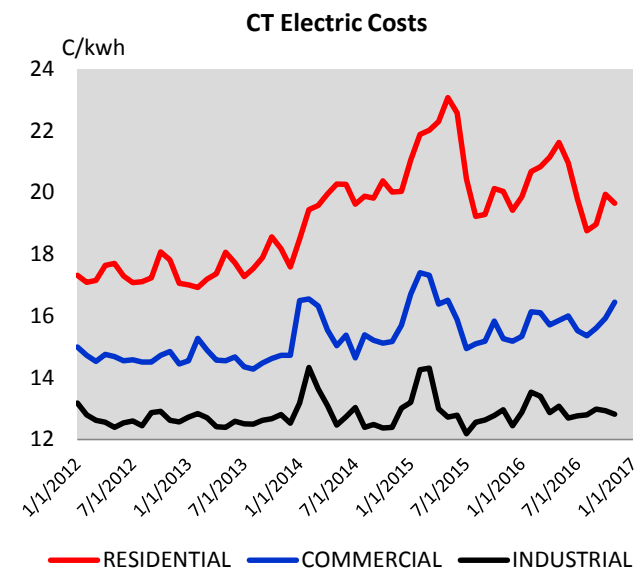
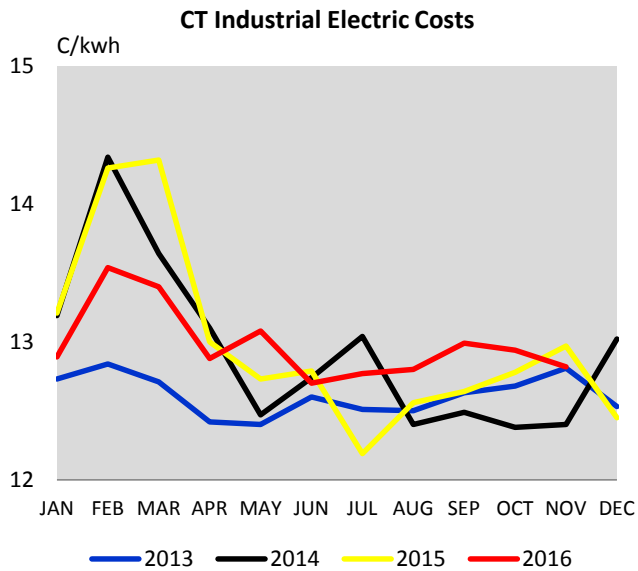
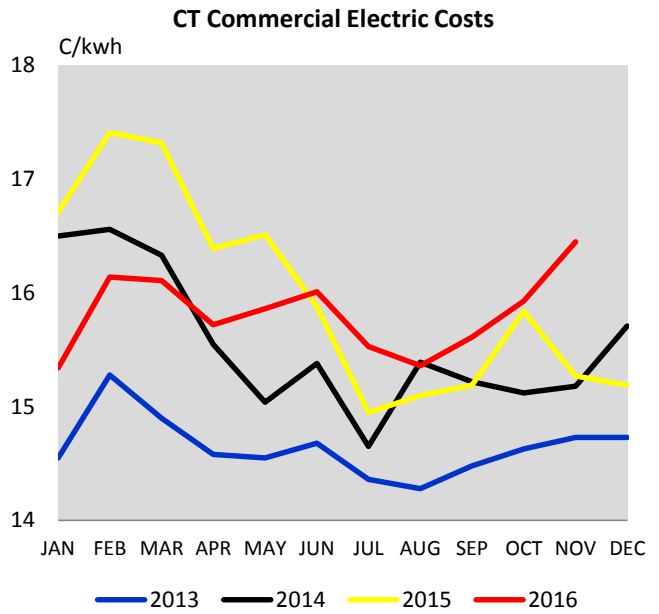
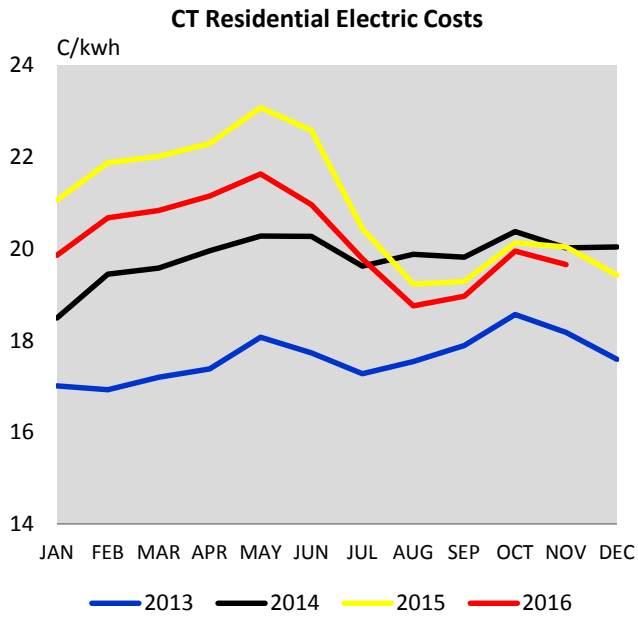




Crude Oil Spot Prices		
	\$/Bbl Src:Oil Daily	
	WTI	Brent
2/8/2016	29.71	31.64
2/1/2017	53.90	55.78
2/8/2017	52.37	54.41
% Change Year Ago	76.3%	72.0%
% Change Week Ago	-2.8%	-2.5%



Average Retail Price of Electricity To Ultimate Customers By End-Use Sector
 U.S. Energy Information Administration / Electric Power Monthly
 Cents Per Kilowatt-Hour



	Residential	Commercial	Industrial	Total
Src:EIA	Cents/Kwh	Cents/Kwh	Cents/Kwh	Cents/Kwh
November 2015	20.04	15.27	12.97	16.88
November 2016	19.66	16.45	12.82	17.27
% Change Year Ago	-1.9%	7.7%	-1.2%	2.3%